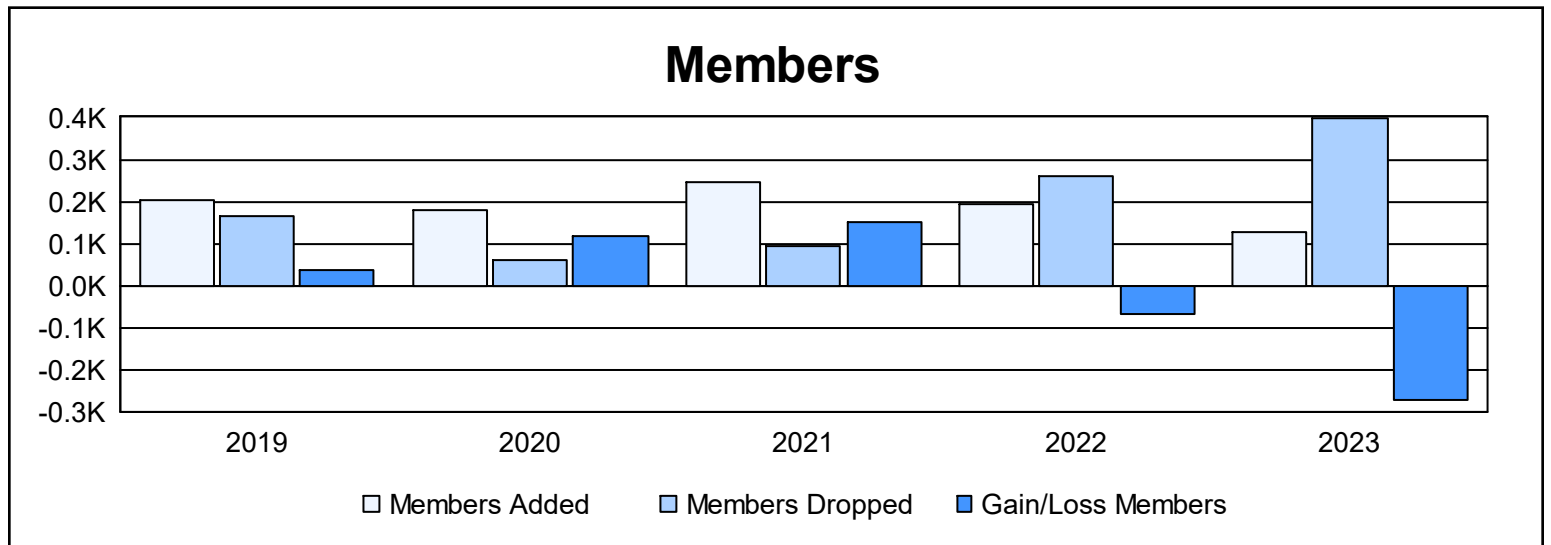
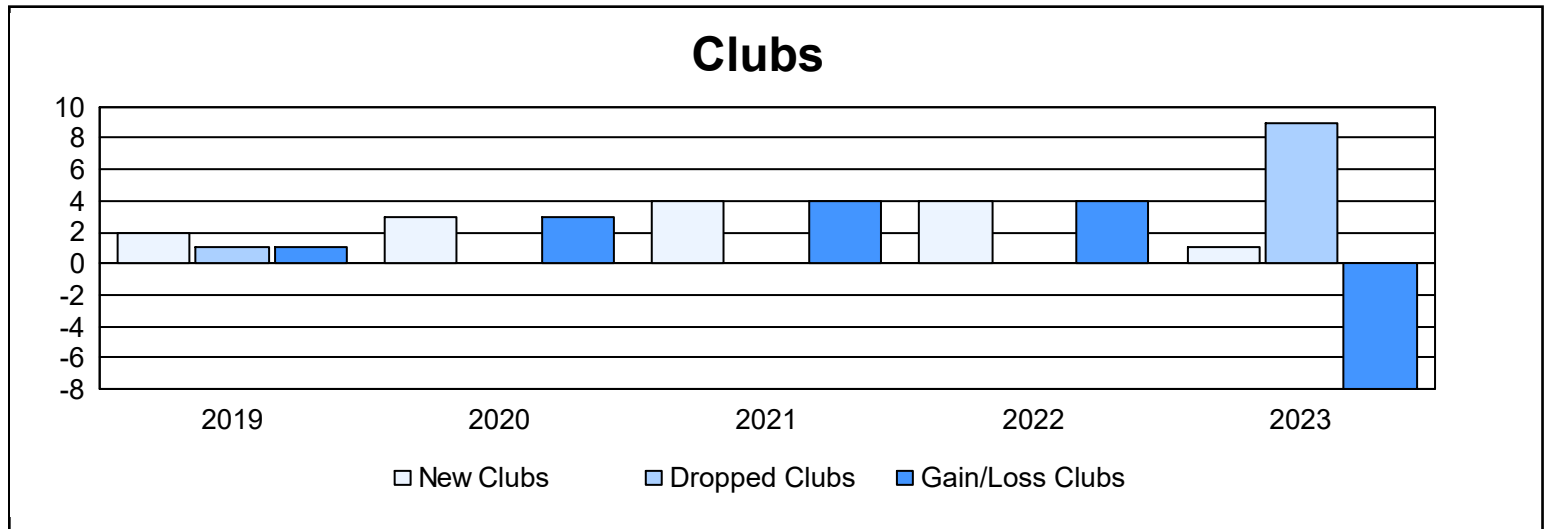
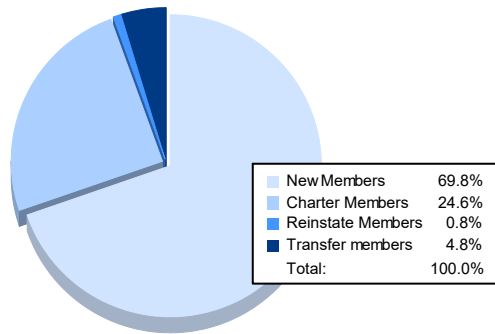


| Year | New Clubs | Dropped Clubs | Gain/ Loss Clubs | New Members | Charter Members | Reinstate Members | Transfer Members | Total Member Added | Total Members Dropped | Gain/ Loss Members |
|----------------|-----------|---------------|------------------|-------------|-----------------|-------------------|------------------|--------------------|-----------------------|--------------------|
| 2018-2019 | 2 | 1 | 1 | 147 | 49 | 0 | 5 | 201 | 163 | 38 |
| 2019-2020 | 3 | 0 | 3 | 96 | 83 | 0 | 0 | 179 | 62 | 117 |
| 2020-2021 | 4 | 0 | 4 | 132 | 110 | 1 | 1 | 244 | 94 | 150 |
| 2021-2022 | 4 | 0 | 4 | 70 | 114 | 1 | 8 | 193 | 259 | -66 |
| 2022-2023 | 1 | 9 | -8 | 88 | 31 | 1 | 6 | 126 | 399 | -273 |
| Average | 3 | 2 | 1 | 107 | 77 | 1 | 4 | 189 | 195 | -7 |



Membership Composition June 2023 Cumulative



Gender Composition June 2023 Cumulative

